



COVID-19 Billings Area WEEKLY UPDATE

Nov. 24, 2021

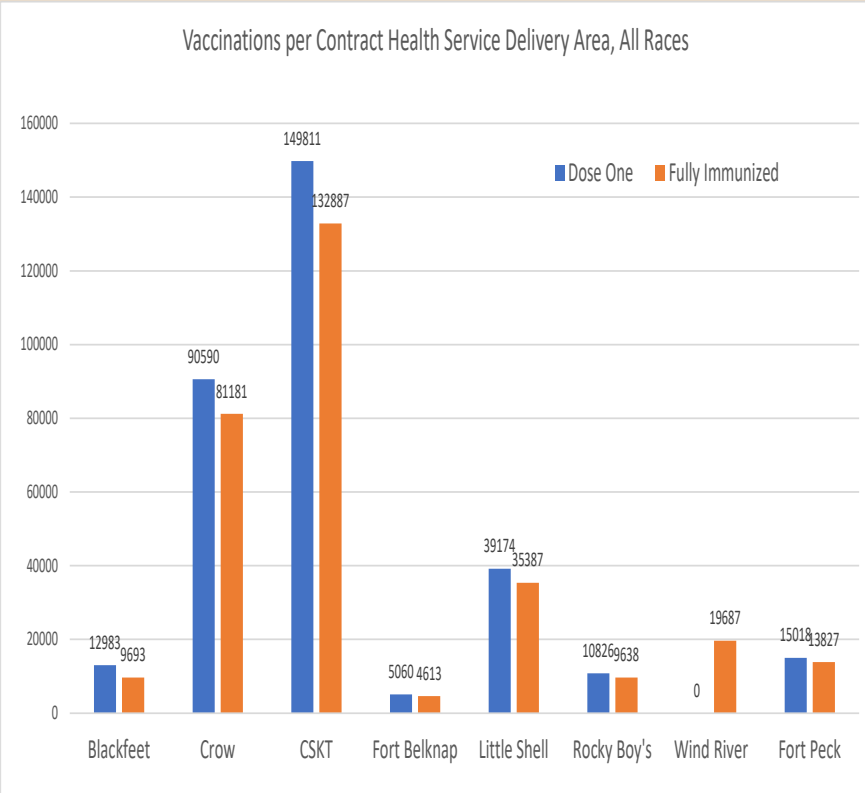
Coronavirus Disease 2019 (COVID-19) is caused by the SARS-CoV-2 virus. Symptoms can appear cold- and/or flu-like in individuals, and can sometimes cause mild to serious breathing and lung problems. The World Health Organization (WHO) has declared COVID-19 a global pandemic.

Total Cases, United States: 47,649,156	Total Cases, Montana: 188,013	Total Cases, Wyoming: 109,318
Total Deaths, United States: 770,890	Total Deaths, Montana: 2,547	Total Deaths, Wyoming: 1,347

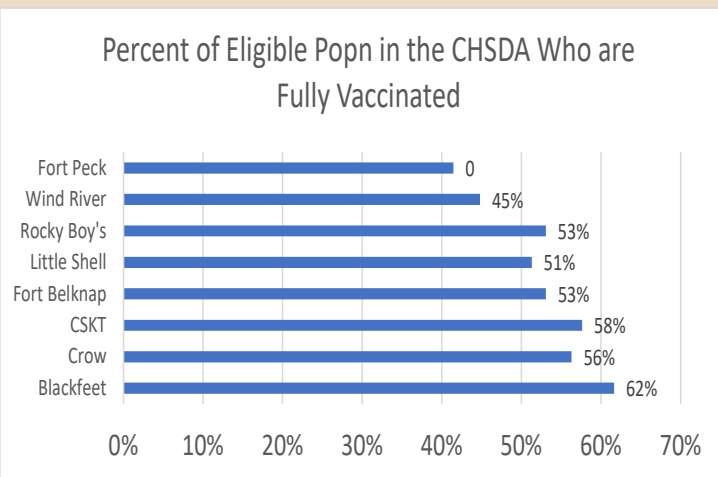
Data last updated on Nov. 23, 2021. Accessed from www.CDC.gov; <https://covidtracking.com/data/state/montana>; <https://covidtracking.com/data/state/wyoming>

	Doses Distributed	Doses Administered
National Vaccinations	566,766,665	452,657,967
Montana Vaccinations	1,624,775	1,296,336
Wyoming Vaccinations	808,665	618,964

Data last updated on Nov. 23, 2021. Accessed from <https://covid.cdc.gov/covid-data-tracker/#vaccinations>



Data last updated on Nov. 23, 2021. Accessed from <https://covid.cdc.gov/covid-data-tracker/#vaccinations>





COVID-19 Case Data

WEEKLY UPDATE

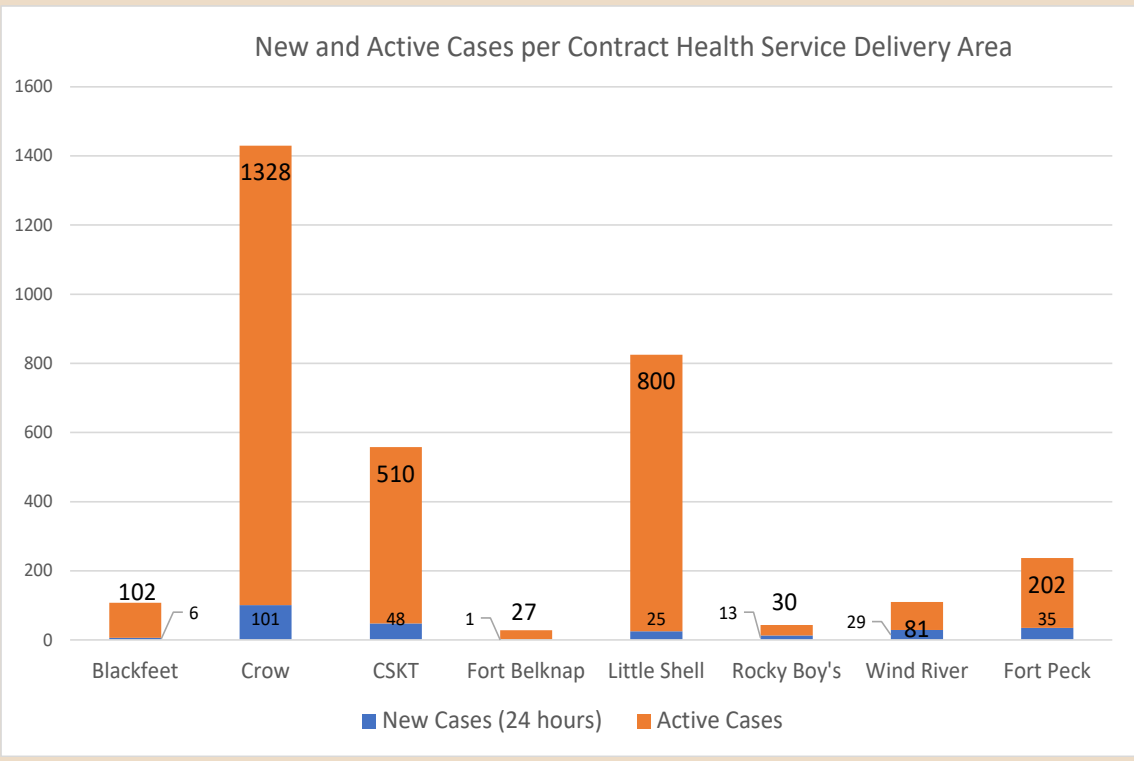
Nov. 24, 2021

IHS Distributed COVID-19 Vaccinations	Total Doses Administered	Total Doses Distributed
10/18/2021	87,075	57,844
10/25/2021	88,925	58,597
11/1/2021	89,265	59,793
11/8/2021	92,815	61,447
11/15/2021	97,735	63,239

Data last updated on Nov. 23, 2021. Accessed from: <https://covid.cdc.gov/covid-data-tracker/#vaccinations>



ONE SMALL ASK, PLEASE WEAR A MASK
 Wear a mask indoors at work. Wear a mask when you are visiting with friends. Wear a mask when you go out to shop. Always wear a mask, even if you see the same people regularly and have been fully vaccinated.



- Contract Health Service Delivery Areas, all races, defined:**
- Blackfeet: Glacier & Pondera Counties
 - Crow: Big Horn (3/4) & Yellowstone Counties
 - CSKT: Flathead, Lake, Missoula, & Sanders Counties
 - Fort Belnap: Blaine & Phillips Counties
 - Little Shell: Cascade County
 - Rocky Boy's: Chouteau & Hill Counties
 - Wind River: Fremont & Hot Springs Counties

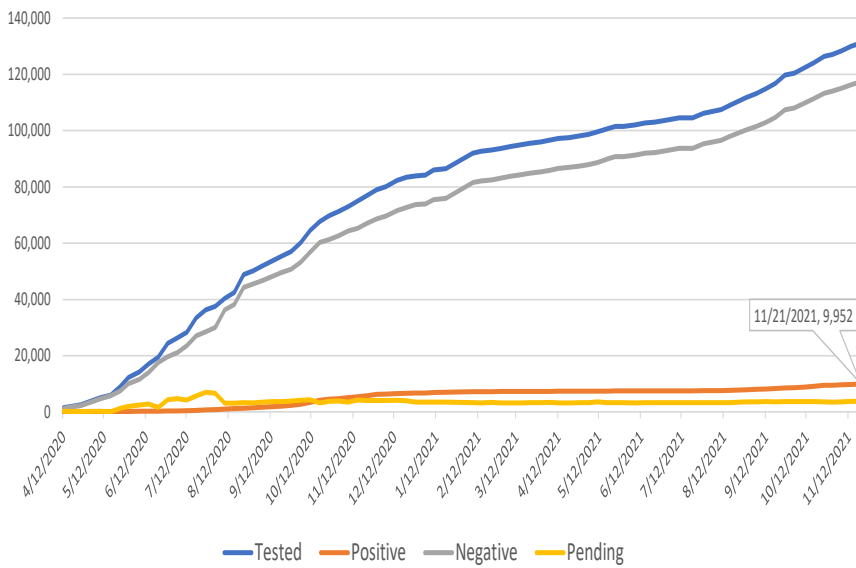
Data last updated on Nov. 23, 2021. Accessed from [www.https://montana.maps.arcgis.com/](https://montana.maps.arcgis.com/) and <https://health.wyo.gov/>



COVID-19 Billings Area WEEKLY UPDATE

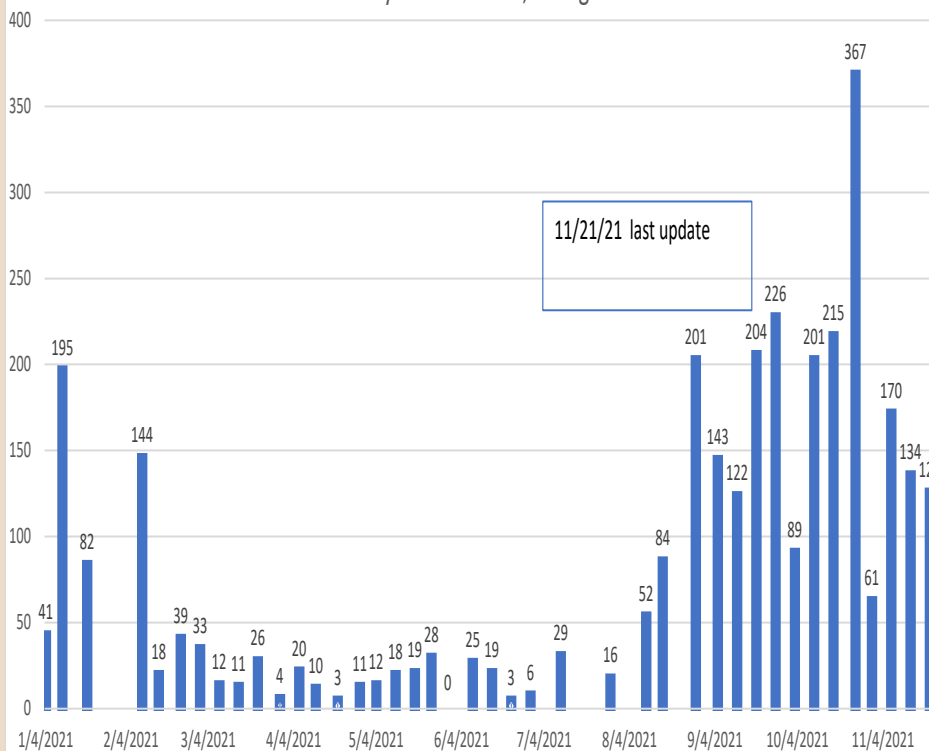
Nov. 24, 2021

Cumulative Tests, Billings Area Indian Health Service



Data last updated on Nov. 23, 2021. Accessed from: <https://IHS.com>

New Weekly Cases in 2021, Billings Area IHS



Data last updated on Nov. 23, 2021. Accessed from: <https://IHS.com>

People Vaccinated Nationally, by CDC

	At Least One Dose	Fully Vaccinated
Total Population	230,732,565	196,398,948
% of Total Population	69.50%	59.20%
Total Population ≥12 Years of Age	230,696,178	196,389,628
% of Total Population ≥12 Years of Age	74.00%	63%
Total Population ≥18 Years of Age	227,629,339	196,257,338
% of Total Population ≥18 Years of Age	80.30%	69.20%
Total Population ≥65 Years of Age	212,257,707	183,325,595
% of Total Population ≥65 Years of Age	82.20%	71.00%

Data last updated on Nov. 17, 2021. Accessed from: <https://covid.cdc.gov/covid-data-tracker>