

# COVID-19 Billings Area WEEKLY UPDATE

Sept. 22, 2021

Coronavirus Disease 2019 (COVID-19) is caused by the SARS-CoV-2 virus. Symptoms can appear cold- and/or flu-like in individuals, and can sometimes cause mild to serious breathing and lung problems. The World Health Organization (WHO) has declared COVID-19 a global pandemic.

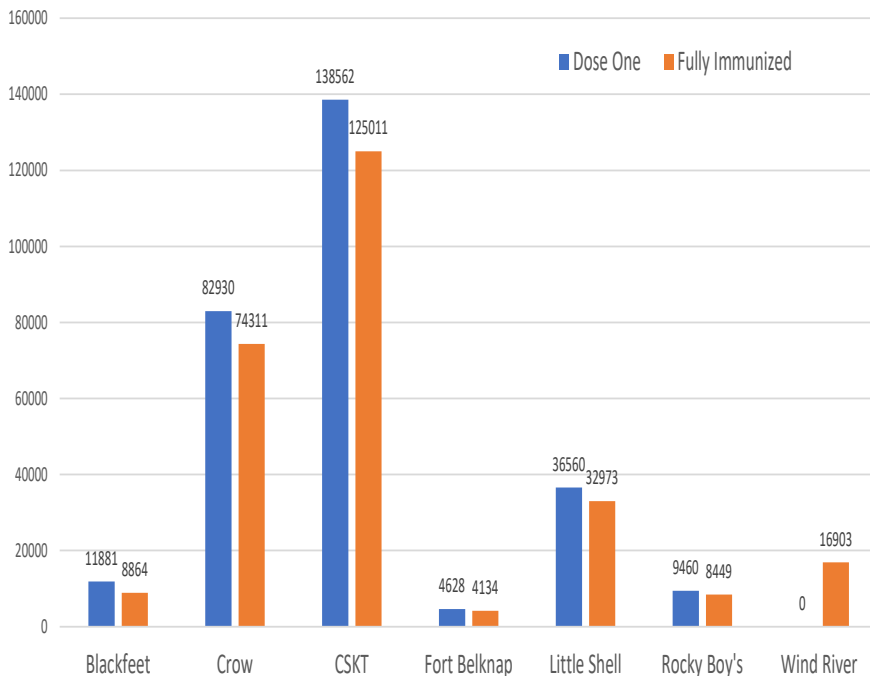
<b>Total Cases, United States: 42,031,103</b>	<b>Total Cases, Montana: 139,712</b>	<b>Total Cases, Wyoming: 83,968</b>
<b>Total Deaths, United States: 672,738</b>	<b>Total Deaths, Montana: 1,877</b>	<b>Total Deaths, Wyoming: 918</b>

Data last updated on Sept. 21, 2021. Accessed from [www.CDC.gov](http://www.CDC.gov); <https://covidtracking.com/data/state/montana>; <https://covidtracking.com/data/state/wyoming>

	Doses Distributed	Doses Administered
<b>National Vaccinations</b>	<b>466,535,855</b>	<b>386,237,881</b>
<b>Montana Vaccinations</b>	<b>1,302,025</b>	<b>1,066,108</b>
<b>Wyoming Vaccinations</b>	<b>644,635</b>	<b>507,704</b>

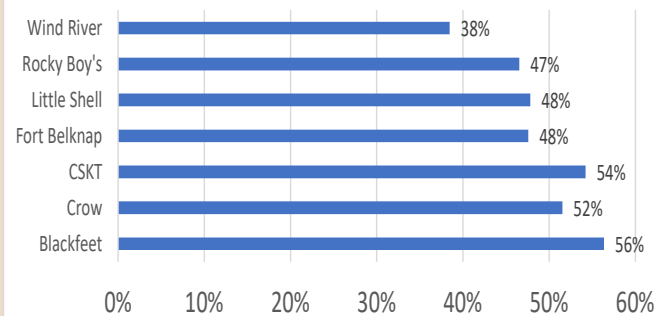
Data last updated on Sept. 21, 2021. Accessed from <https://covid.cdc.gov/covid-data-tracker/#vaccinations>

Vaccinations per Contract Health Service Delivery Area, All Races



Data last updated on Sept. 21, 2021. Accessed from <https://covid.cdc.gov/covid-data-tracker/#vaccinations>

Percent of Eligible Popn in the CHSDA Who are Fully Vaccinated





# COVID-19 Case Data

## WEEKLY UPDATE

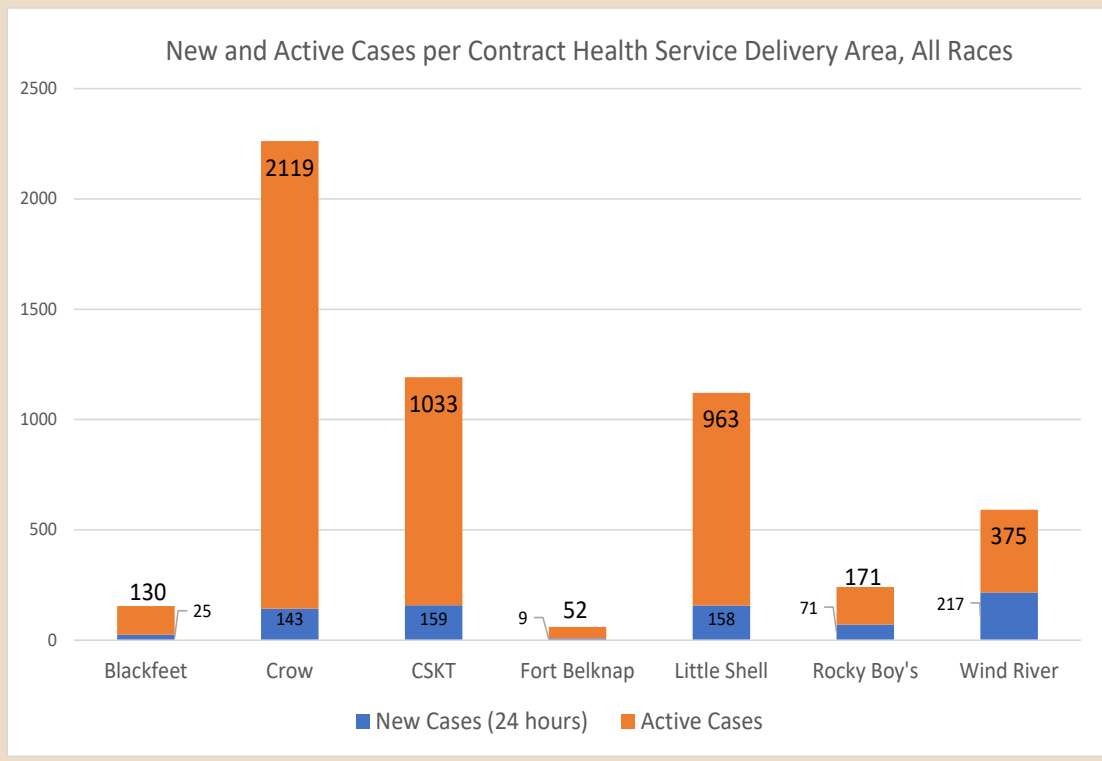
Sept. 22, 2021

IHS Distributed COVID-19 Vaccinations	Total Doses Administered	Total Doses Distributed
8/16/2021	65,905	49,114
8/23/2021	66,045	50,028
8/30/2021	69,905	50,824
9/5/2021	75,285	51,736
9/20/2021	78,425	53,625

Data last updated on Sept. 21, 2021. Accessed from: <https://covid.cdc.gov/covid-data-tracker/#vaccinations>



**ONE SMALL ASK, PLEASE WEAR A MASK**  
 Wear a mask indoors at work. Wear a mask when you are visiting with friends. Wear a mask when you go out to shop. Always wear a mask, even if you see the same people regularly and have been fully vaccinated.



**Contract Health Service Delivery Areas, all races, defined:**

- Blackfeet: Glacier & Pondera Counties
- Crow: Big Horn (3/4) & Yellowstone Counties
- CSKT: Flathead, Lake, Missoula, & Sanders Counties
- Fort Belknap: Blaine & Phillips Counties
- Little Shell: Cascade County
- Rocky Boy's: Chouteau & Hill Counties
- Wind River: Fremont & Hot Springs Counties

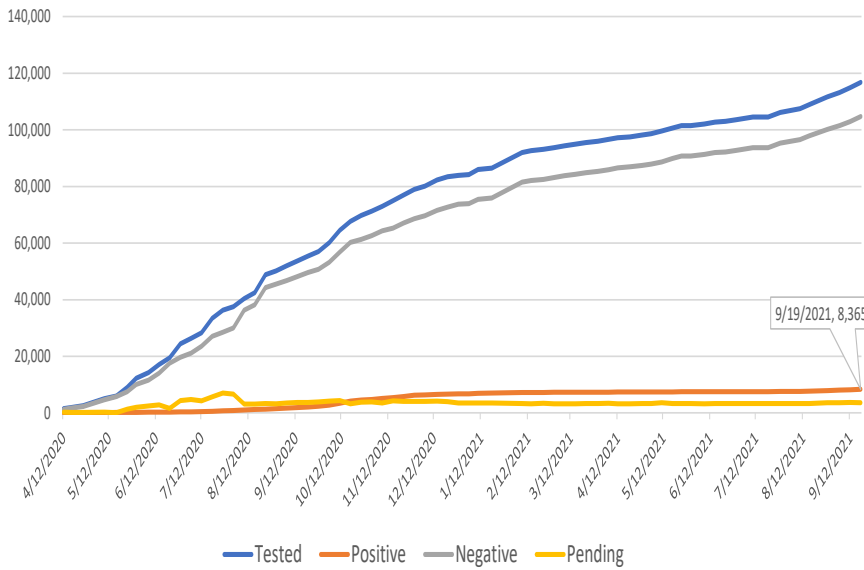
Data last updated on Sept. 21, 2021. Accessed from [www.https://montana.maps.arcgis.com/](https://montana.maps.arcgis.com/) and <https://health.wyo.gov/>



# COVID-19 Billings Area WEEKLY UPDATE

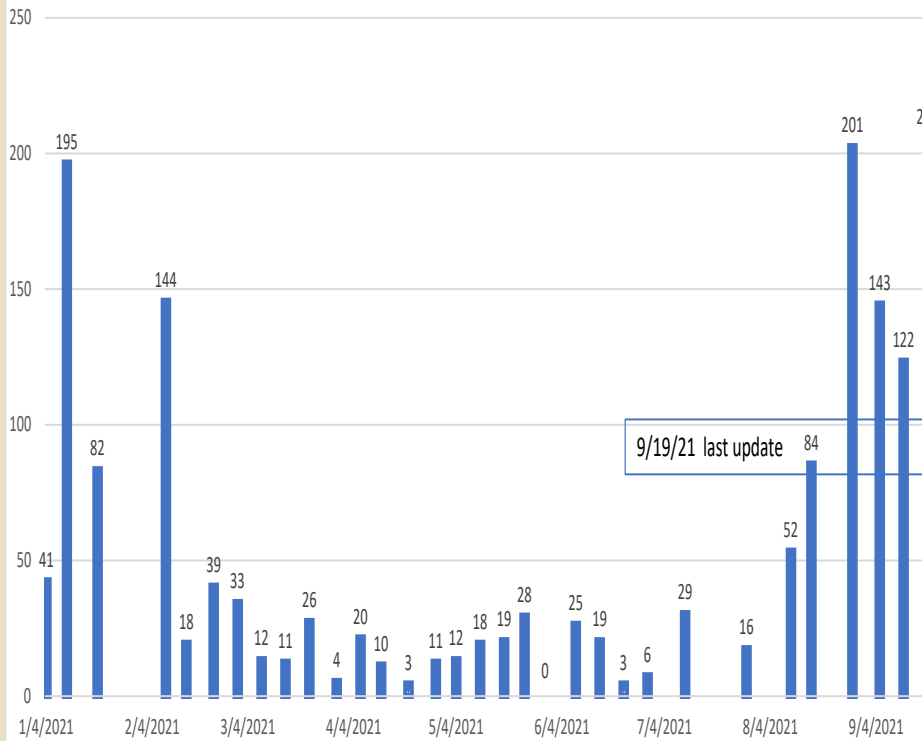
Sept. 22, 2021

Cumulative Tests, Billings Area Indian Health Service



Data last updated on Sept. 21, 2021. Accessed from: <https://IHS.com>

New Weekly Cases in 2021, Billings Area IHS



Data last updated on Sept. 21, 2021. Accessed from: <https://IHS.com>

People Vaccinated Nationally, by CDC

	At Least One Dose	Fully Vaccinated
Total Population	212,035,328	181,728,072
% of Total Population	63.90%	54.70%
Total Population ≥12 Years of Age	211,804,754	181,595,129
% of Total Population ≥12 Years of Age	74.70%	64.00%
Total Population ≥18 Years of Age	197,668,963	170,207,301
% of Total Population ≥18 Years of Age	76.50%	65.90%
Total Population ≥65 Years of Age	50,968,428	45,334,143
% of Total Population ≥65 Years of Age	93.20%	82.90%

Data last updated on Sept. 21, 2021. Accessed from: <https://covid.cdc.gov/covid-data-tracker>