



COVID-19 Billings Area WEEKLY UPDATE

August 24, 2021

Coronavirus Disease 2019 (COVID-19) is caused by the SARS-CoV-2 virus. Symptoms can appear cold- and/or flu-like in individuals, and can sometimes cause mild to serious breathing and lung problems. The World Health Organization (WHO) has declared COVID-19 a global pandemic.

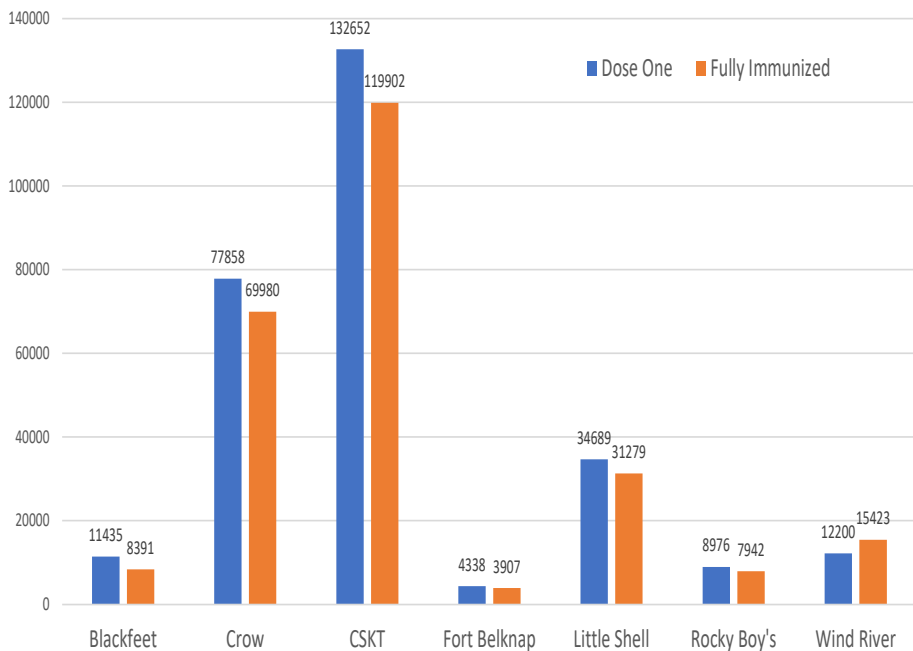
Total Cases, United States: 37,768,911	Total Cases, Montana: 122,318	Total Cases, Wyoming: 70,671
Total Deaths, United States: 626,833	Total Deaths, Montana: 1,755	Total Deaths, Wyoming: 809

Data last updated on August 24, 2021. Accessed from www.CDC.gov; <https://covidtracking.com/data/state/montana>; <https://covidtracking.com/data/state/wyoming>

	Doses Distributed	Doses Administered
National Vaccinations	428,528,965	363,267,789
Montana Vaccinations	1,212,625	1,005,298
Wyoming Vaccinations	568,995	467,083

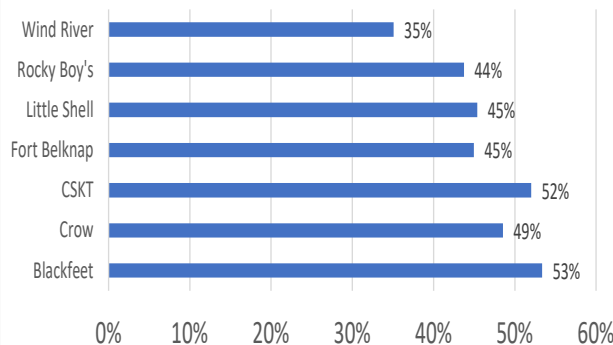
Data last updated on August 24, 2021. Accessed from <https://covid.cdc.gov/covid-data-tracker/#vaccinations>

Vaccinations per Contract Health Service Delivery Area, All Races



Data last updated on August 24, 2021. Accessed from <https://covid.cdc.gov/covid-data-tracker/#vaccinations>

Percent of Eligible Popn in the CHSDA Who are Fully Vaccinated





COVID-19 Case Data

WEEKLY UPDATE

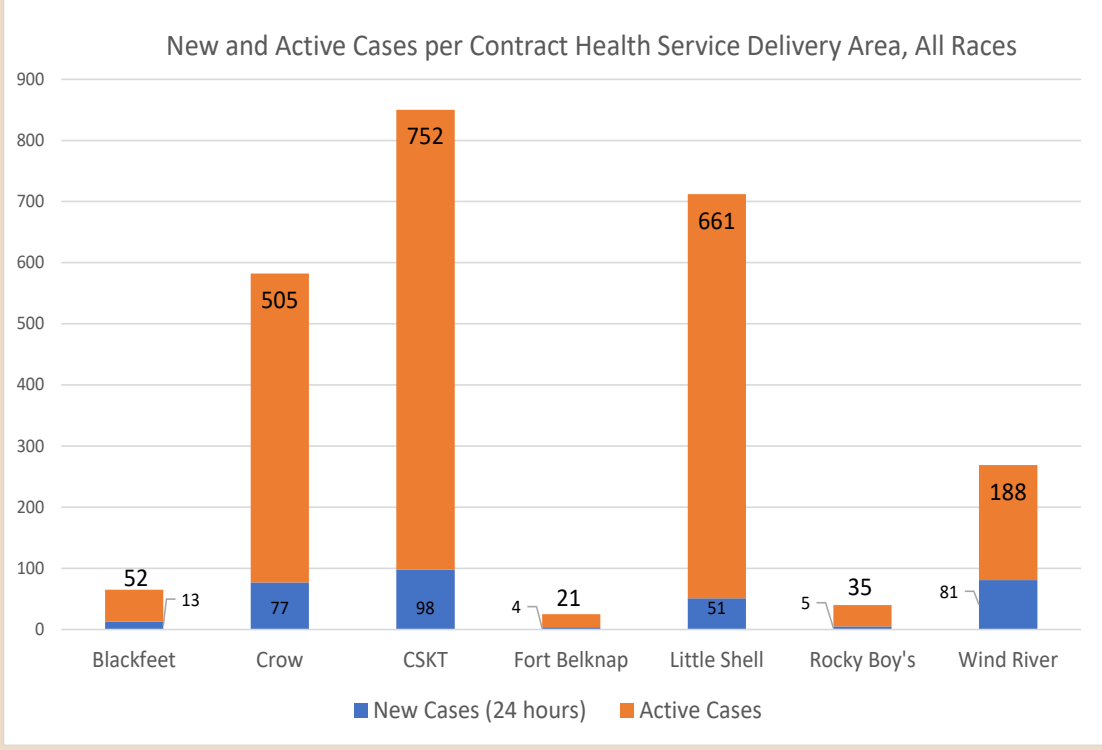
August 24, 2021

IHS Distributed COVID-19 Vaccinations	Total Doses Administered	Total Doses Distributed
7/20/2021	No updates	
7/28/2021	No updates	
8/2/2021	62,645	46,712
8/10/2021	63,995	47,463
8/20/2021	65,905	49,114

Data last updated on August 24, 2021. Accessed from: <https://covid.cdc.gov/covid-data-tracker/#vaccinations>



ONE SMALL ASK, PLEASE WEAR A MASK
 Wear a mask indoors at work. Wear a mask when you are visiting with friends. Wear a mask when you go out to shop. Always wear a mask, even if you see the same people regularly and have been fully vaccinated.



Contract Health Service Delivery Areas, all races, defined:

- Blackfeet: Glacier & Pondera Counties
- Crow: Big Horn (3/4) & Yellowstone Counties
- CSKT: Flathead, Lake, Missoula, & Sanders Counties
- Fort Belknap: Blaine & Phillips Counties
- Little Shell: Cascade County
- Rocky Boy's: Chouteau & Hill Counties
- Wind River: Fremont & Hot Springs Counties

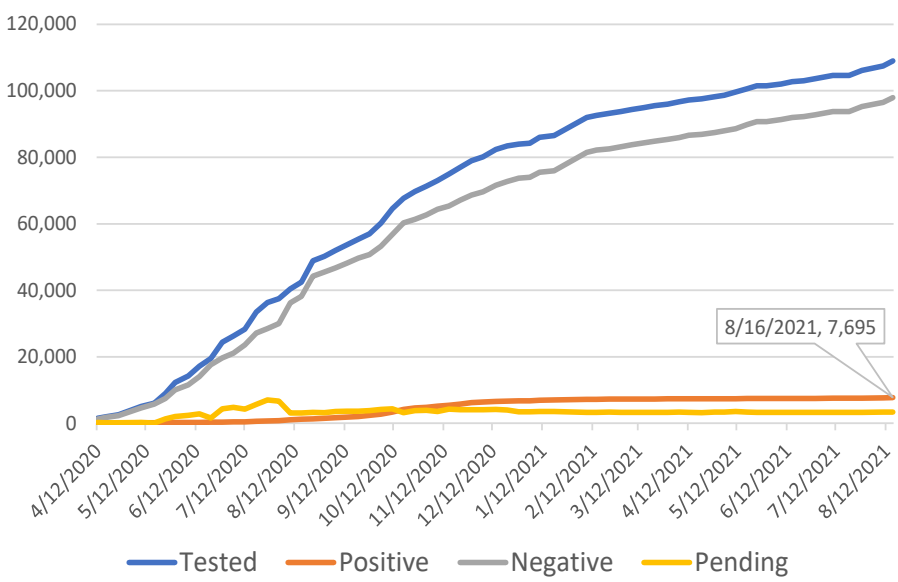
Data last updated on August 24, 2021. Accessed from [www.https://montana.maps.arcgis.com/](https://montana.maps.arcgis.com/) and <https://health.wyo.gov/>



COVID-19 Billings Area WEEKLY UPDATE

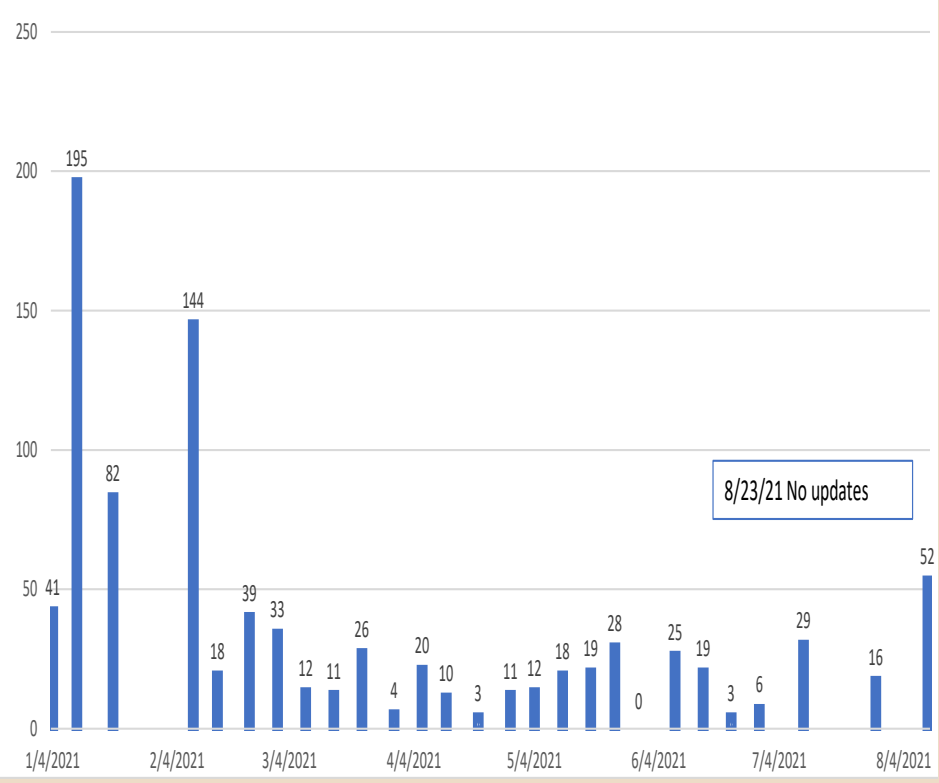
August 24, 2021

Cumulative Tests, Billings Area Indian Health Service



Data last updated on August 24, 2021. Accessed from: <https://IHS.com>

New Weekly Cases in 2021, Billings Area IHS



Data last updated on August 9, 2021. Accessed from: <https://IHS.com>

People Vaccinated Nationally, by CDC		
	At Least One Dose	Fully Vaccinated
Total Population	201,718,587	171,088,954
% of Total Population	60.80%	51.50%
Total Population ≥12 Years of Age	201,491,533	170,957,738
% of Total Population ≥12 Years of Age	71.10%	60.30%
Total Population ≥18 Years of Age	188,812,075	161,424,670
% of Total Population ≥18 Years of Age	73.10%	62.50%
Total Population ≥65 Years of Age	50,000,937	44,411,284
% of Total Population ≥65 Years of Age	91.40%	81.20%

Data last updated on Aug. 24, 2021. Accessed from: <https://covid.cdc.gov/covid-data-tracker>